

  
**PONTE GIULIO**  
**SHOWERS**



# **SHOWERS**

**The Ponte Giulio Shower Enclosures are perfect for the home that requires an accessible shower in a small space without the benefit of a major bathroom remodel. Our unique designs help caregivers assist a loved one with personal care while maintaining their dignity and a sense of independence.**

# **SOLO SHOWER COLUMN**

**Coming Soon. Ponte Giulio is pleased to introduce the SOLO Safe Shower Column. It is a beautiful shower column, but is also a stainless-steel grab bar with brass fittings and copper pipe inside and the water flows right through the grab bar. Made in Italy of the highest quality materials.**

# **SHOWER CURTAIN RODS**

**Ponte Giulio is your source for Shower Curtain Rods. We offer both nylon coated and stainless-steel products. Custom sizes can be ordered from Italy to meet your specific size and shape needs. Call for a quote today**

# SHOWERS



PAGE 142



PAGE 142



PAGE 144



PAGE 145



PAGE 147



PAGE 148



PAGE 150



PAGE 151



PAGE 153



PAGE 154



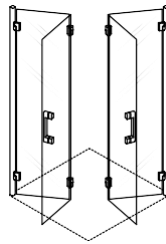
PAGE 154

## Accordion Doors Shower Enclosure

**C53FBS24**

**Materials: Aluminum frame, ABS, Safety Glass**

- Enclosure is 36" wide, 36" deep, 77" high
- Accordion hinges open in both directions
- Designed for corner installation
- Wide access door opening
- Clear, tempered safety glass is 6mm thick
- Contemporary design
- Shower tray (base) sold separately
- Recommend tray, B48CPM02WM



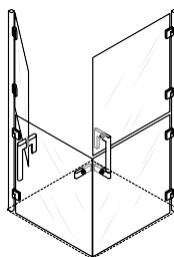
---

## HUG Split Door Shower Enclosure

**C53FBS21**

**Materials: Aluminum frame, ABS, Safety Glass**

- Enclosure is 36" wide, 36" deep, 77" high
- Split door tops open independently of bottoms
- Clear, tempered safety glass is 6mm thick
- Magnets provide secure closure
- Shower tray (base) sold separately
- Split door shields caregiver from shower spray
- Doors open wide for easy access
- Corner installation makes efficient use of space
- Recommended tray, B48CPM02WM







**C53FBS21 Shower enclosure - G18UAS01 Vertical grab bar - Y87JOS04C1 Hand showerholder - F41AJM02 Basket  
G27JDS43 Folding shower seat- G27JDS30 Stool - G18UAS13 Straight grab bar**




## Rectangular Low-Sliding and Swinging Door Shower Enclosure

**C53FBR23 – Right Version**

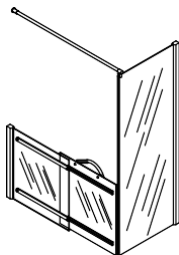
**C53FBL23 – Left Version**

**Materials: Aluminum frame, ABS, Safety Glass**



- Enclosure is 47 ¼" wide, 31 ½" deep, 77" high
- Low door has sliding panel for walk-in access and hinge system swinging door that opens wide for greater access.
- Fixed panel is 77" high and adjusts to 30" to 31" wide during installation
- Clear, tempered safety glass is 6mm thick
- Requires a shower curtain
- Designed for corner installation
- Select right version (hinges on right) or left version (hinges on left)
- Shower tray (base) sold separately
- Recommend tray, B48CPM03WM



**Right Version**



**Left Version**



## Shower Trays – Mineral Composite

**B48CPM02WM – Squared Tray – 36" x 36" x 1 ½"**

**B48CPM03WM – Rectangular Tray – 48" x 32" x 2 ¼"**

**H52HAS07 – Shower Drain, Fits Both – 2"**

**Materials: White Mineral Composite**

- Fit under shower enclosure, choose size to fit
- Hold the drain mechanism
- Dotted relief texture massages feet
- Additional heights available



OPTIONAL


- H52HAS07
- Siphoned Drain







**B46CPM23W3 / H52HAM01 Shower Tray with sump drain system - G12JDS10 Folding seat - G18UBR45 L-shaped grab bar**



## Shower Tray – Acrylic Stone

**B46CPM23W3 – Rectangular Tray, Offset Drain – 47 ¼” wide, 31 ½” deep, 2 ¾” high**

**B46CPM24W3 – Rectangular Tray, Offset Drain – 59” wide, 31 ½” deep, 2 ¾” high**

**Materials: White Acrylic Stone (similar to Corian or LG Hi-Macs)**

- Fits under shower enclosure & holds drain mechanism
- Choose size to fit your enclosure



- H52HAS07
- Siphoned Drain



- H52HAM01
- Sump drain system with square cavity



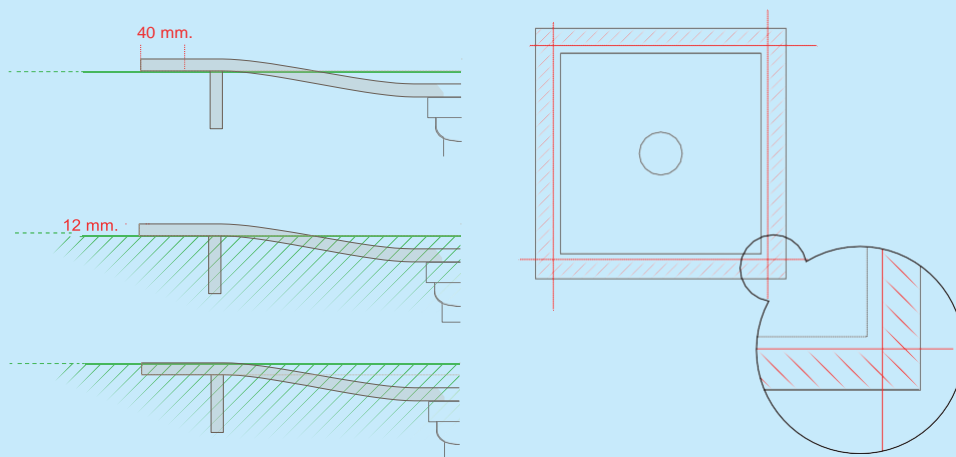
- H52HAS12
- Shower Pan Drain



- H52HAS06
- Shower Pan Drain, flush

OPTIONAL

The presence of the backward reinforcement profile makes it possible to adapt the dimensions of the plate, during installation, thanks to a surface for the entire perimeter of the plate of 40 mm. In addition, this technical solution allows the plate to be installed both “above floor” and “flush” with the floor. In the case of “above floor” installation, the access step is reduced to only 12 millimetres.



# SOLO SHOWER SYSTEM



**INTRODUCING THE NEW SOLO SHOWER COLUMN. THIS IS TRULY A SAFETY PRODUCT HIDING IN PLAIN SIGHT. IT LOOKS LIKE A BEAUTIFUL SHOWER COLUMN AND HEAD BECAUSE IT IS! BUT IT IS ALSO A STAINLESS-STEEL GRAB BAR WITH BRASS FITTINGS AND COPPER PIPE INSIDE THE WATER FLOWS RIGHT THROUGH THE BAR. OVERHEAD AND HAND-HELD SHOWER HEAD OPTIONS MAKE THIS A BEAUTIFUL ADDITION TO THE MODERN BATHROOM SHOWER. MADE IN ITALY OF THE HIGHEST QUALITY MATERIAL THIS SHOWER SYSTEM WILL LAST FOR YEARS.**











## Magnetic Shower

**H51HGS41**

**Materials: Stainless Steel - ABS**

- Wall mount strip is 27" long and 1 1/4" wide
- Shower head is 9" long and 2" wide
- Smooth hose is 6 feet long
- Strong magnets hold shower head anywhere on wall strip
- Strong magnets help dissolve lime scale in water
- People with pacemakers should use caution when using this shower
- Easy installation, 3M tape holds on smooth surface
- Keep shower head within easy reach





## Curved Shower Curtain Rods

**C41FGM01N1 – 60" Round, Rotating Flange**

**C41FGM02N1 – 72" Round, Rotating Flange**

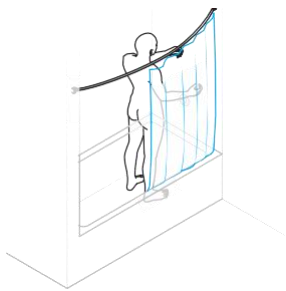
**C41FCM01N1 – 60" Oval, Fixed Flange**

**C41FCM02N1 – 72" Oval, Fixed Flange**

**Color / Finish: N1-Satin**

**Materials: Zinc alloy, Brass**

- Curtain rod are not adjustable or spring loaded but may be cut smaller
- Round rod has flanges that rotate for easier installation
- Oval rod has flanges that are fixed
- Curved rod allows for extra space inside the shower
- Shower rings slide easily on the curtain rod
- Two-step flange installation
- Oval rods require a minimum order of 6 each
- Optional shower curtain rings are available Y87JSS03



**Oval rod  
N1 Satin finish  
Fixed flange**



**Round rod  
N1 Satin finish  
Rotating flange**



**G02JBR20 L-Shaped grab bar - G40JRS11 L-Shaped shower rod - G40JTS12 Ceiling support - G40JDS40 Hanging seat**

**152 showers**

# HOW TO ORDER CUSTOM SHOWER CURTAIN RODS

**U-Shaped, L-Shaped and Straight Shower Curtain Rods in both Nylon and Stainless Steel are available in CUSTOM sizes to fit your specific projects. Price is figured per inch and can be manufactured to fit your space exactly. Rods may also be cut to fit smaller spaces. Call for a project price quote today. Allow 4 to 6 weeks delivery from our manufacturing facility in Italy.**

**When you call, please provide measurements for length and width as well as the length of ceiling support you will need (distance between rod and ceiling).**

**Call for a quote today 877-766-8301**



## **Straight Shower Curtain Rod, Colored Nylon**

**G02JRS08xx – 48"**

**G02JRS09xx – 86"**

**Color / Finish: W1-White, I1-Ivory, I2-Biscuit, D1-Black, D2-Gray Stone, D4-Dark Gray,**

**Materials: Aluminum, Nylon**

- **Curtain rod is not adjustable or spring loaded but it may be cut to fit**
- **Custom sizes and colors may be ordered, allow extra delivery time**
- **Coordinates with Contractor or Maxima series grab bars**
- **48" rod includes 12 shower curtain rings**
- **86" rod includes 20 shower curtain rings**
- **Additional shower curtain rings may be ordered, Y87JSS03**
- **ADA rated**



- **Y87JSS03N4**
- **Shower Curtain Ring, Easy Slide**
- **Single color available – Opal / Material: Delrin**
- **Semi-open breakaway style will pull off rod at 75 pounds pressure**
- **Sold as individual rings**

OPTIONAL





## U-Shaped Shower Curtain Rod, Colored Nylon

**G40JRS22xx – 39"**

**Color / Finish:** W1-White, I1-Ivory, I2-Biscuit, D1-Black, D2-Gray Stone, D4-Dark Gray

**Materials:** Aluminum, Nylon

- Three-sided rod is 39" x 39" x 39"
- Ceiling supports prevent sag, needs 2 supports, sold separately
- Rod is not adjustable or spring loaded but may be cut smaller
- Includes 30 shower curtain rings (Y87JSS03) which slide easily on nylon
- Ceiling Supports: 23" G40JTS12xx or 39" G40JTS13xx



## Corner L-Shaped Shower Curtain Rod, Colored Nylon

**G40JRS11xx – 31 1/2"**

**Color / Finish:** W1-White, I1-Ivory, I2-Biscuit, D1-Black, D2-Gray Stone, D4-Dark Gray

**Material:** Aluminum, Nylon

- Two-sided rod is 31 1/2" x 31 1/2"
- Designed to fit in a corner
- Ceiling support prevents sag, needs 1 support
- Ceiling Supports: 23" G40JTS12xx or 39" G40JTS13xx
- Rod is not adjustable or spring loaded but may be cut smaller
- Includes 16 shower curtain rings (Y87JSS03)

### COMMON CHARACTERISTIC

- Optional, Detachable Joint, Y88JNS17
- ADA rated
- Anti-microbial nylon
- Custom sizes and colors are available, allow extra delivery time
- Coordinate with Contractor or Maxima grab bars



OPTIONAL

- Y88JNS17XX
- Detachable joint



- G40JTS12xx 23[Length]
- G40JTS13xx 39[Length]
- Ceiling support



- Y87JSS03N4
- Shower Curtain Ring, Easy Slide
- Single color available – Opal / Material: Delrin
- Semi-open breakaway style will pull off rod at 75 lb pressure
- Sold as individual rings





**Ponte Giulio USA, Inc**

W241 S4021 Rockwood Circle  
Waukesha, WI 53189 USA

☎ 1.877.766.8301

☐ 1.877.766.8306

🌐 [www.pontegiulio.com](http://www.pontegiulio.com)

Ponte Giulio S.p.A.

Località Ponte Giulio 05018 Orvieto (TR) Italy

☎ +39 0763 316044

☐ +39 0763 316043

🌐 [www.pontegiulio.it](http://www.pontegiulio.it)

